



# EMORY UNIVERSITY

## 2020 COACHE FACULTY SATISFACTION SURVEY

### Oxford College

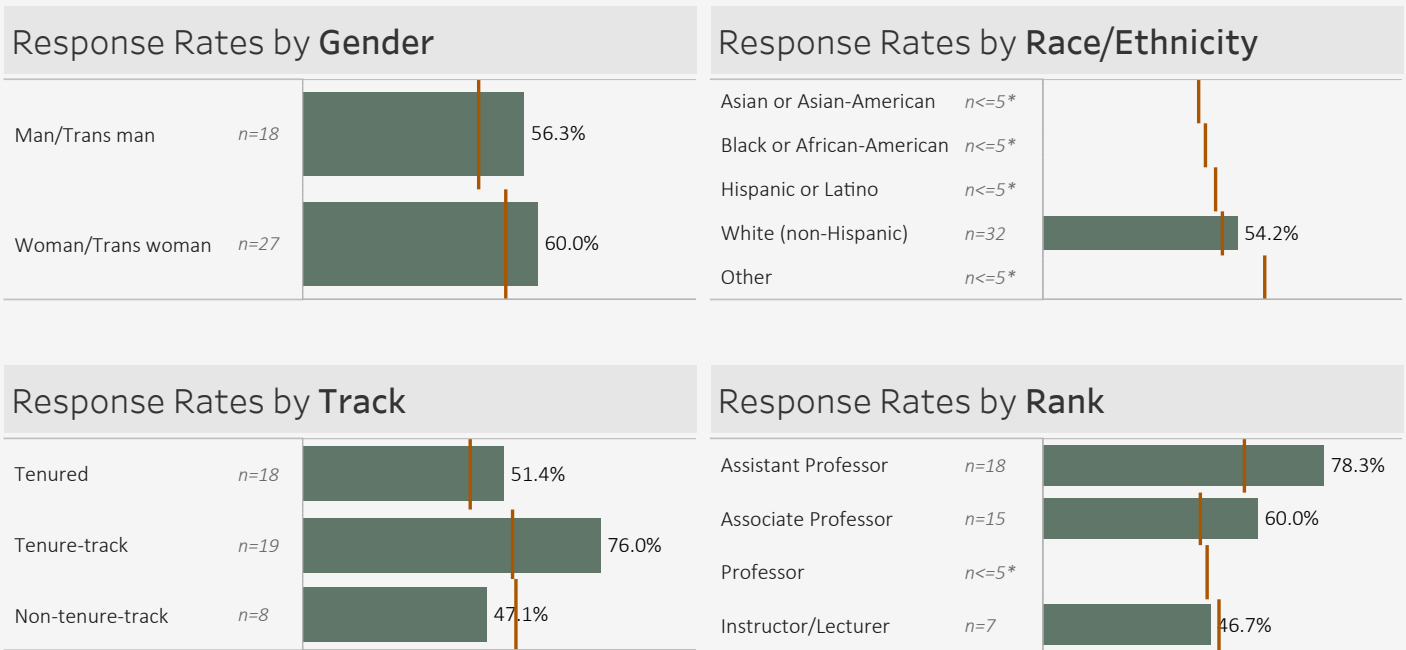
Total Respondents: 45

Response Rate: 58%

#### ABOUT THE SURVEY

The Collaborative on Academic Careers in Higher Education (COACHE) *Faculty Job Satisfaction Survey* was administered to all Emory full-time faculty members in the spring of 2020 in partnership with COACHE. Approximately 32% of Emory University faculty members completed the survey. However, Emory’s response rate excluding the School of Medicine is 49%. Emory’s participation in COACHE advances strategic priorities relating to Pillars 1 and 2 of the *university strategic framework*, and it captures many of interests identified by faculty in the *Class & Labor II* report.

#### RESPONSE RATES (with headcounts of respondents by self-identified group)



**Notes:**

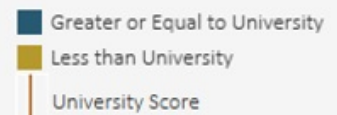
\*Results with 5 or less respondents have been redacted to maintain privacy of faculty in accordance with the IRB guidelines set forth by COACHE and Harvard University. *Hover over the lines to see the university response rates.* Other race/ethnicity includes respondents who identified as American Indian or Native Alaskan, Middle Eastern, Southwest Asian, or North African, Multiracial, Native Hawaiian or Pacific Islander or Other.

# 2020 COACHE FACULTY SATISFACTION SURVEY

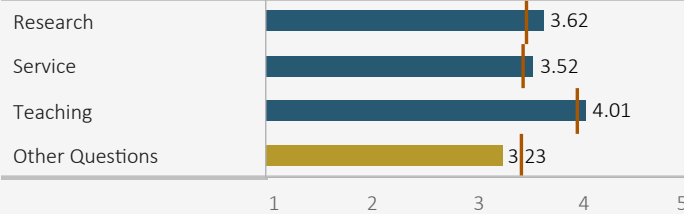
Oxford College



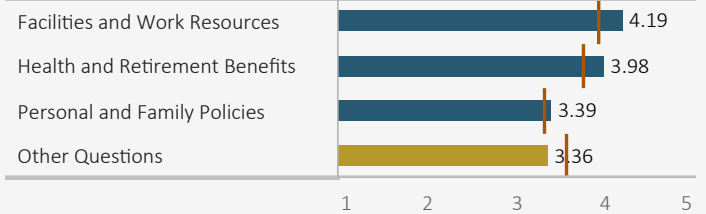
EMORY UNIVERSITY



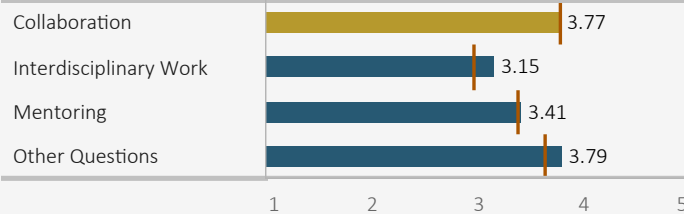
## Nature of Work: 58% response rate



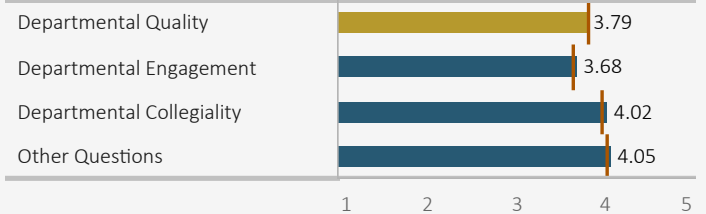
## Resources and Support: 57% response rate



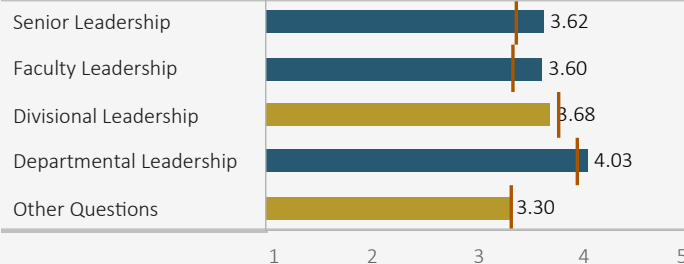
## Cross-Silo Work and Mentorship: 56% response rate



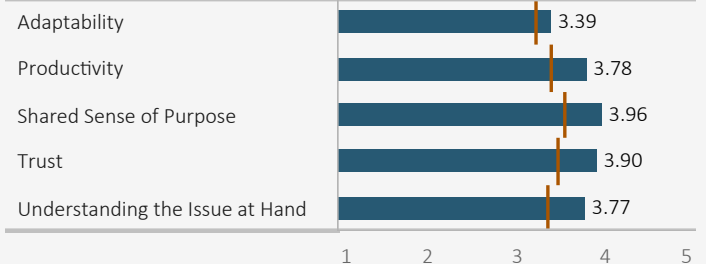
## The Department: 55% response rate




## Institutional Leadership: 55% response rate



## Shared Governance: 55% response rate



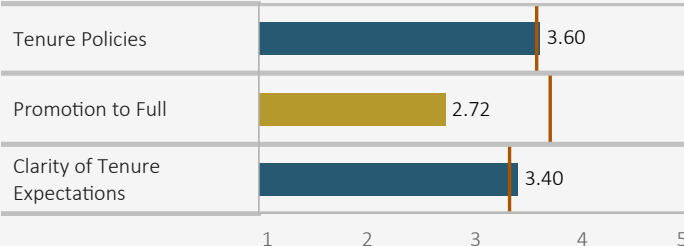
## Appreciation and Recognition: 55% response rate



## Retention and Negotiation: 27% response rate



## Tenure and Promotion: 44% response rate



### Notes:

\*Results with 5 or less respondents have been redacted to maintain privacy of faculty in accordance with the IRB guidelines set forth by COACHE and Harvard University.  
 The university scores do not include responses from School of Medicine faculty. Hover over the lines to see the **university scores**.  
 The school scores are shown next to each bar.  
 Faculty were presented with specific sections of the survey based on responses to the demographic background section of the survey.

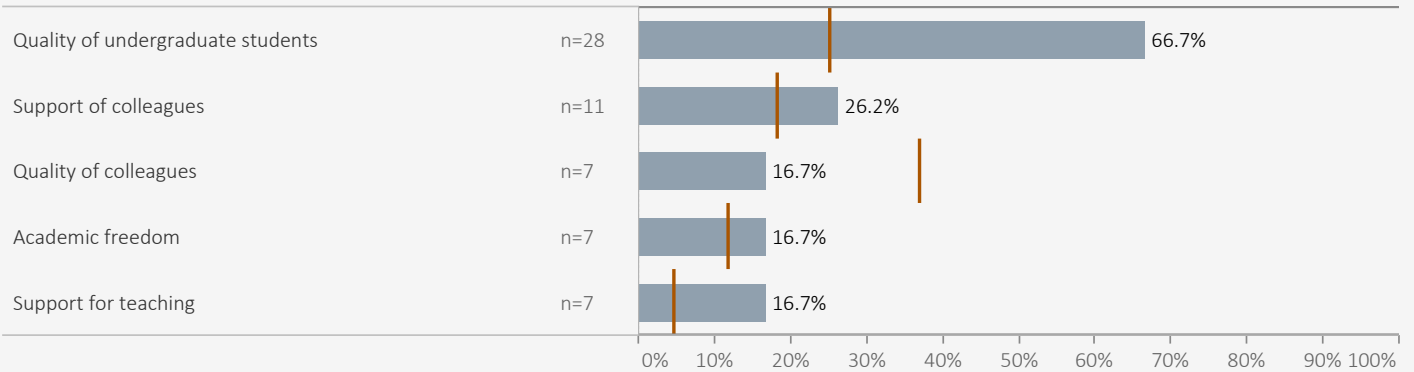
# 2020 COACHE FACULTY SATISFACTION SURVEY

Oxford College

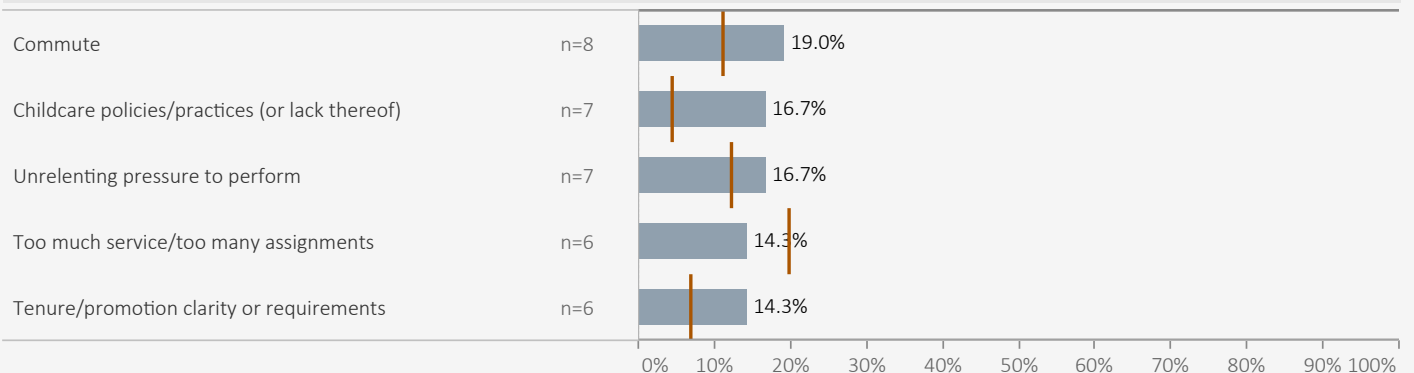


Faculty were asked to identify the two best & worst aspects of working at Emory. The bars show the top 5 responses for each category and the lines show the university overall response.

## TOP 5 BEST ASPECTS



## TOP 5 WORST ASPECTS



### Notes:

\*Results with 5 or less respondents have been redacted to maintain privacy of faculty in accordance with the IRB guidelines set forth by COACHE and Harvard University.

The university % do not include responses from School of Medicine faculty. Hover over the bars to see the **university %**.

The **school %** are shown next to each bar.