



EMORY
UNIVERSITY

2020 COACHE FACULTY SATISFACTION SURVEY

Candler School Of Theology

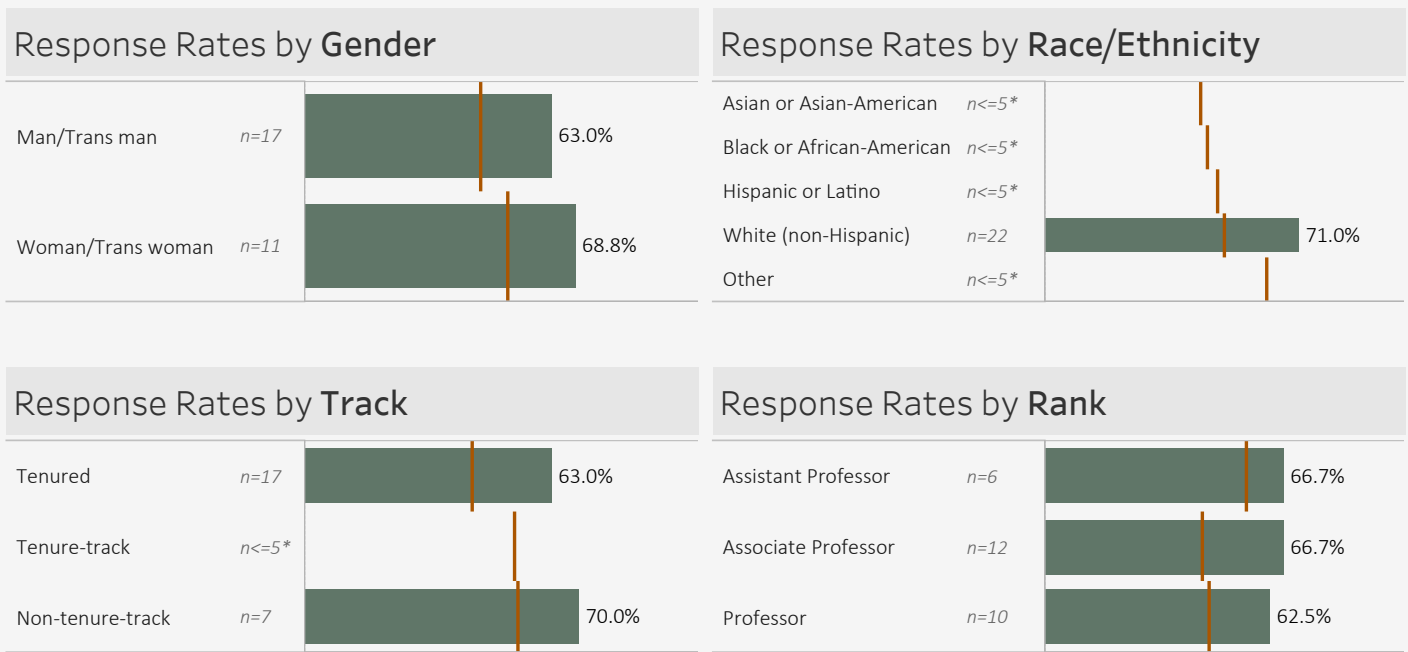
Total Respondents: 28

Response Rate: 65%

ABOUT THE SURVEY

The Collaborative on Academic Careers in Higher Education (COACHE) *Faculty Job Satisfaction Survey* was administered to all Emory full-time faculty members in the spring of 2020 in partnership with COACHE. Approximately 32% of Emory University faculty members completed the survey. However, Emory's response rate excluding the School of Medicine is 49%. Emory's participation in COACHE advances strategic priorities relating to Pillars 1 and 2 of the *university strategic framework*, and it captures many of interests identified by faculty in the *Class & Labor II* report.

RESPONSE RATES (with headcounts of respondents by self-identified group)



Notes:

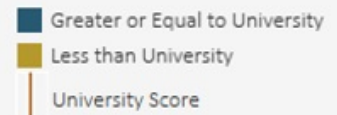
*Results with 5 or less respondents have been redacted to maintain privacy of faculty in accordance with the IRB guidelines set forth by COACHE and Harvard University. *Hover over the lines to see the university response rates.* Other race/ethnicity includes respondents who identified as American Indian or Native Alaskan, Middle Eastern, Southwest Asian, or North African, Multiracial, Native Hawaiian or Pacific Islander or Other.

2020 COACHE FACULTY SATISFACTION SURVEY

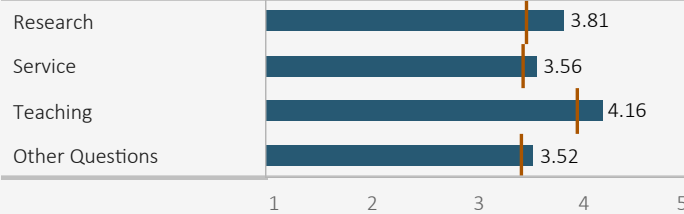
Candler School Of Theology



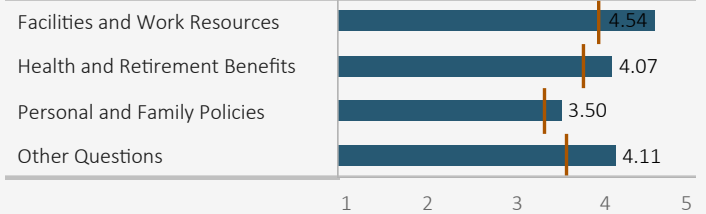
Select School:
Candler School Of Theology



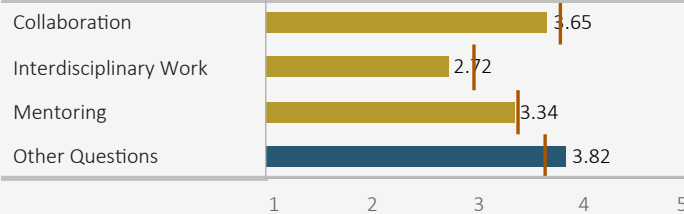
Nature of Work: 65% response rate



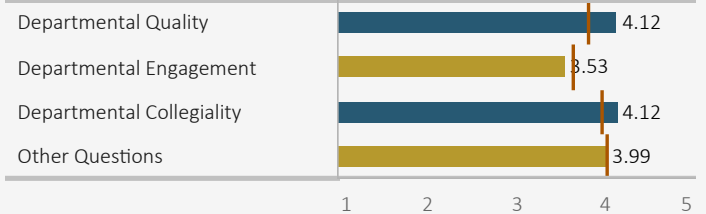
Resources and Support: 65% response rate



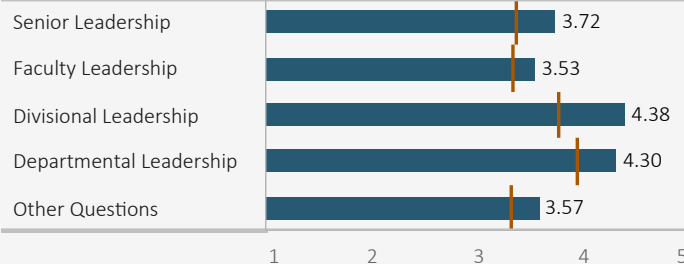
Cross-Silo Work and Mentorship: 65% response rate



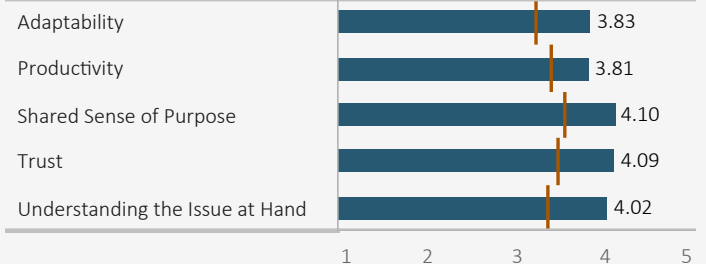
The Department: 65% response rate




Institutional Leadership: 65% response rate



Shared Governance: 65% response rate




Appreciation and Recognition: 65% response rate



Retention and Negotiation: 42% response rate



Tenure and Promotion: 49% response rate



Notes:

*Results with 5 or less respondents have been redacted to maintain privacy of faculty in accordance with the IRB guidelines set forth by COACHE and Harvard University.
The university scores do not include responses from School of Medicine faculty. Hover over the lines to see the **university scores**.
The school scores are shown next to each bar.
Faculty were presented with specific sections of the survey based on responses to the demographic background section of the survey.

2020 COACHE FACULTY SATISFACTION SURVEY

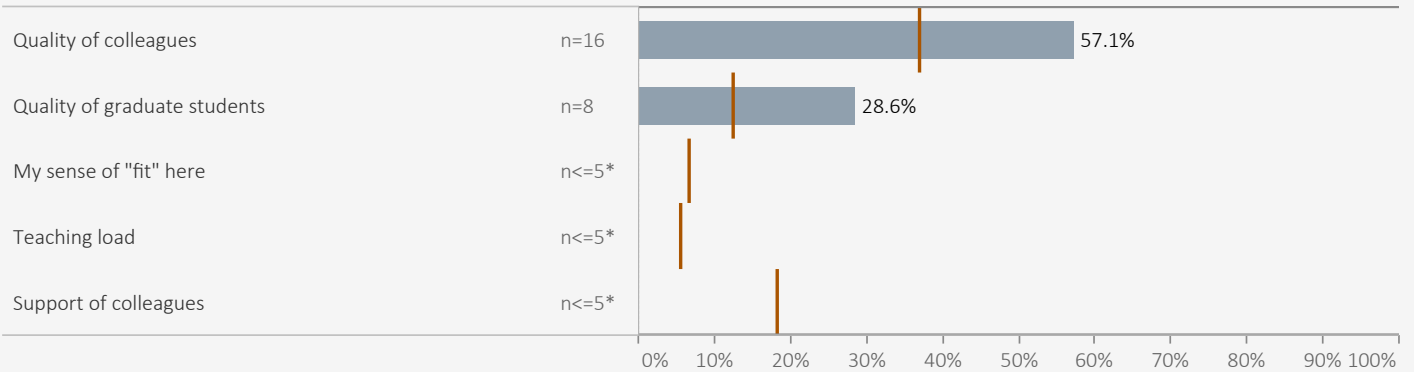
Candler School Of Theology



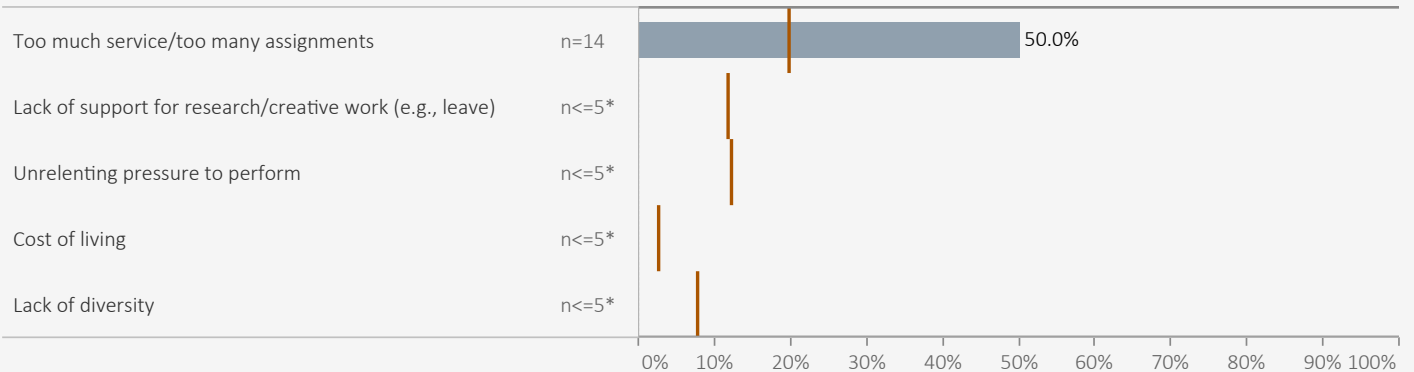
Select School:
Candler School Of Theology

Faculty were asked to identify the two best & worst aspects of working at Emory. The bars show the top 5 responses for each category and the lines show the university overall response.

TOP 5 BEST ASPECTS



TOP 5 WORST ASPECTS



Notes:

*Results with 5 or less respondents have been redacted to maintain privacy of faculty in accordance with the IRB guidelines set forth by COACHE and Harvard University.

The university % do not include responses from School of Medicine faculty. Hover over the bars to see the **university %**.

The **school %** are shown next to each bar.