



EMORY UNIVERSITY

2023 COACHE FACULTY SATISFACTION SURVEY

School Of Law

Total Respondents: 26


Response Rate: 51.0%

ABOUT THE SURVEY

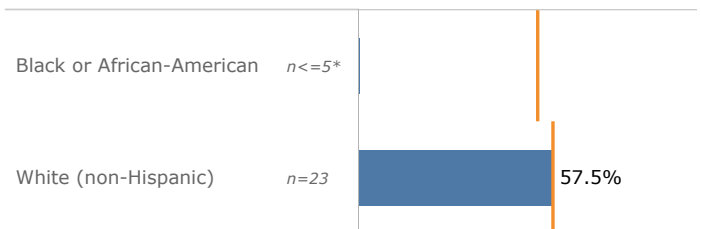
The Collaborative on Academic Careers in Higher Education (COACHE) *Faculty Job Satisfaction Survey* was administered to all Emory full-time faculty members in the spring of 2023 in partnership with COACHE. Approximately 38% of Emory University faculty members completed the survey. However, **Emory’s response rate excluding the School of Medicine is 55%**. Emory’s participation in COACHE advances strategic priorities relating to Pillars 1 and 2 of the *university strategic framework*, and it captures many of interests identified by faculty in the *Class & Labor II* report.

RESPONSE RATES (with headcounts of respondents by self-identified group)

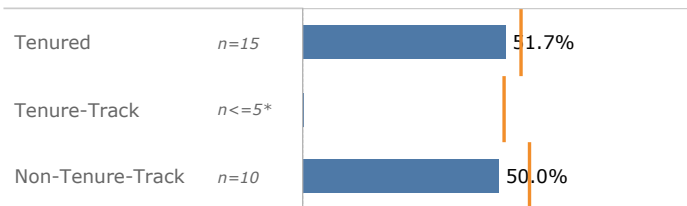
Response Rates by Rank



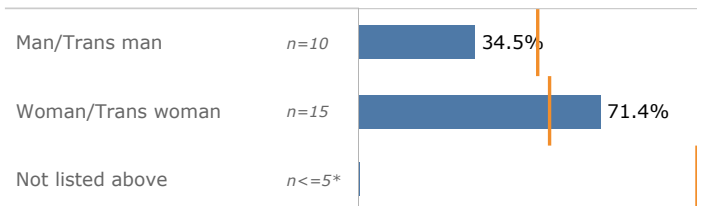
Response Rates by Race/Ethnicity



Response Rates by Track



Response Rates by Gender



Notes:

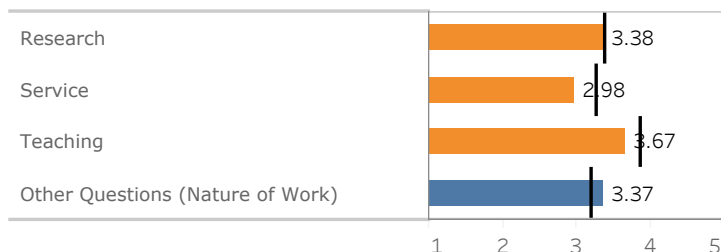
*Results with 5 or less respondents have been redacted to maintain privacy of faculty in accordance with the IRB guidelines set forth by COACHE and Harvard University. COACHE established the categories for race/ethnicity. Others is a grouping that includes respondents who identified as American Indian or Native Alaskan, Middle Eastern, Southwest Asian, or North African, Multiracial, Native Hawaiian or Pacific Islander or Other.

2023 COACHE FACULTY SATISFACTION SURVEY

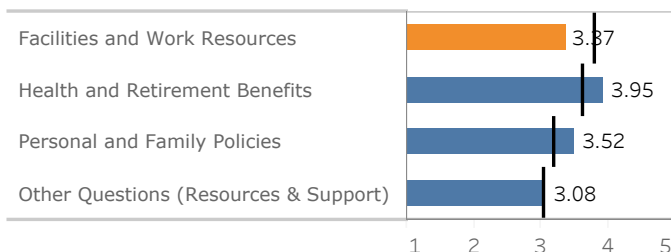


School Of Law

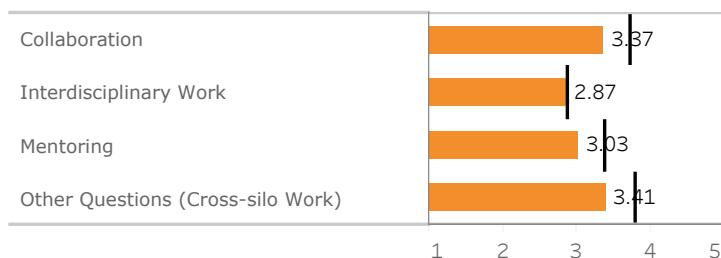
Nature of Work: 51% response rate



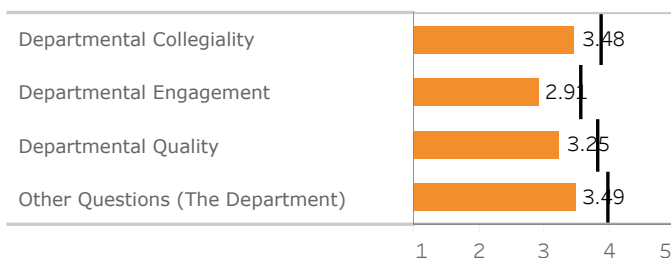
Resources and Support: 51% response rate



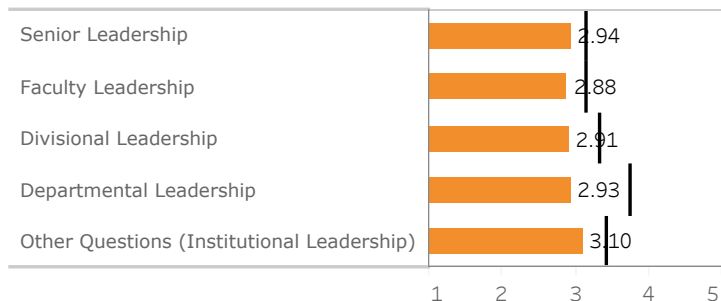
Cross-Silo Work and Mentorship: 49% response rate



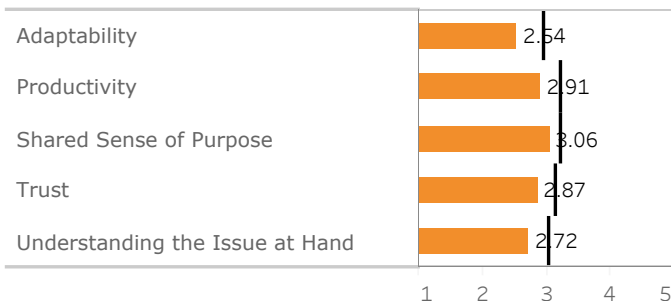
The Department: 45% response rate



Institutional Leadership: 45% response rate



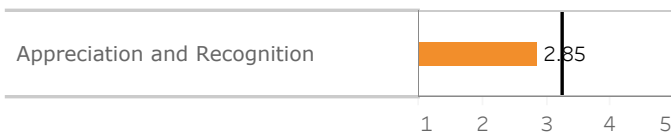
Shared Governance: 45% response rate



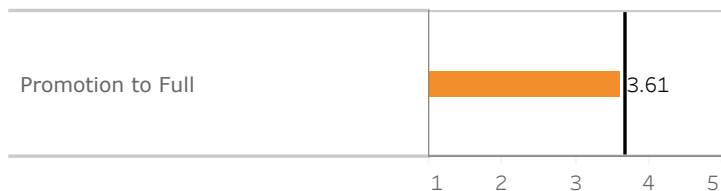
Retention and Negotiation: 37% response rate



Appreciation and Recognition: 43% response rate



Tenure and Promotion: 27% response rate



Greater or Equal to University (Blue bar) Less than University (Orange bar)

Note: The black reference line stands for the average point of University.

2023 COACHE FACULTY SATISFACTION SURVEY

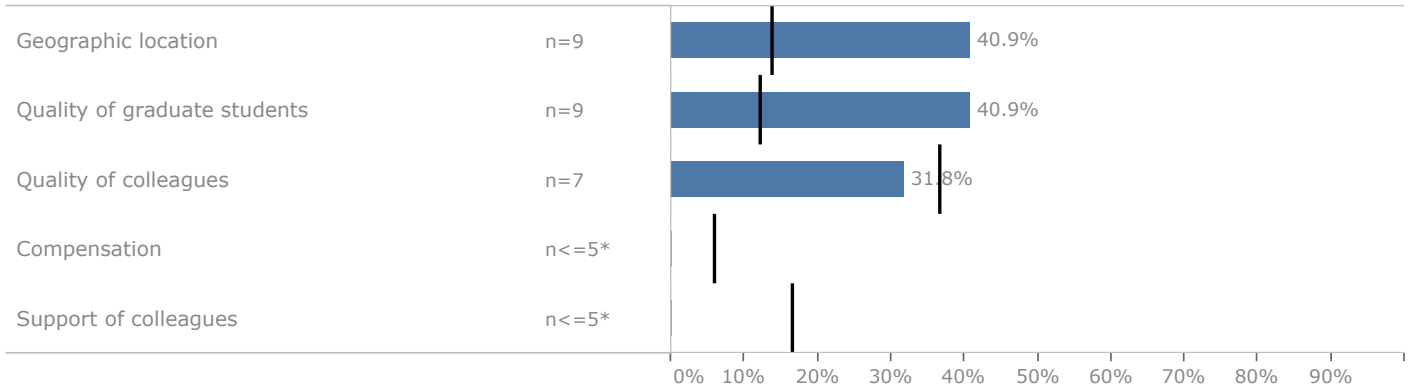
School Of Law



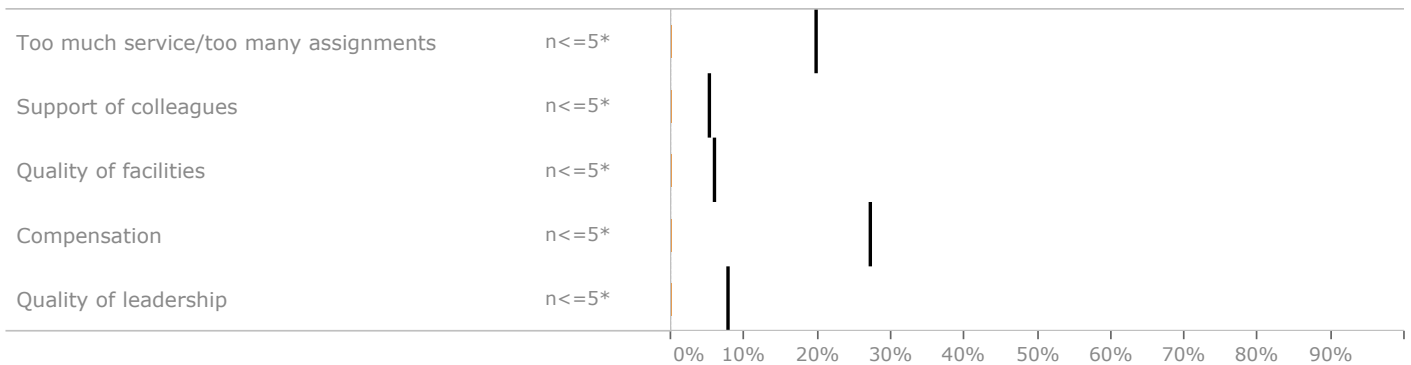
■ School
| University

Faculty were asked to identify the **Two best & worst aspects of working at Emory**. The bars show the **Top 5 responses** for each category and the lines show the university overall response.

TOP 5 BEST ASPECTS



TOP 5 WORST ASPECTS



Notes:

***Results with 5 or less respondents have been redacted to maintain privacy of faculty** in accordance with the IRB guidelines set forth by COACHE and Harvard University. The **school %** are shown next to each bar. The black reference line stands for the average point of University. The **university %** in a black reference line do not include responses from School of Medicine faculty.