



# EMORY UNIVERSITY

## 2023 COACHE FACULTY SATISFACTION SURVEY

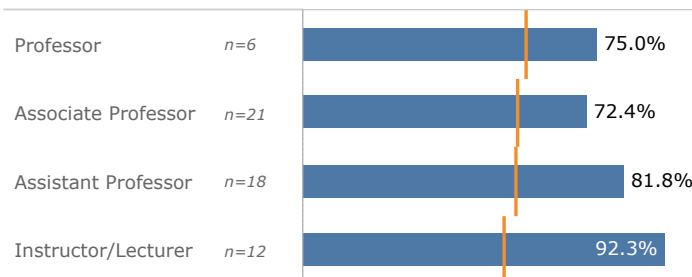
**Oxford College**  
**Total Respondents: 57**  
**Response Rate: 79.2%**

### ABOUT THE SURVEY

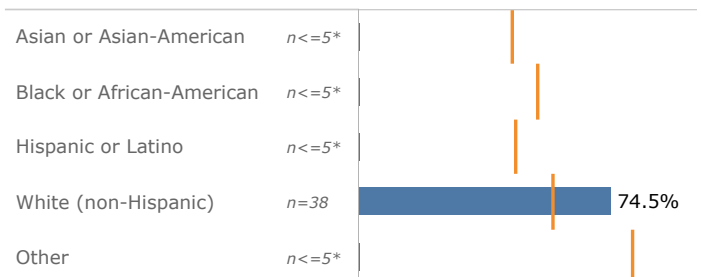
The Collaborative on Academic Careers in Higher Education (COACHE) *Faculty Job Satisfaction Survey* was administered to all Emory full-time faculty members in the spring of 2023 in partnership with COACHE. Approximately 38% of Emory University faculty members completed the survey. However, **Emory's response rate excluding the School of Medicine is 55%**. Emory's participation in COACHE advances strategic priorities relating to Pillars 1 and 2 of the *university strategic framework*, and it captures many of interests identified by faculty in the *Class & Labor II* report.

### RESPONSE RATES (with headcounts of respondents by self-identified group)

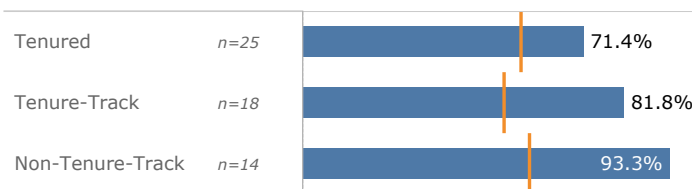
#### Response Rates by Rank



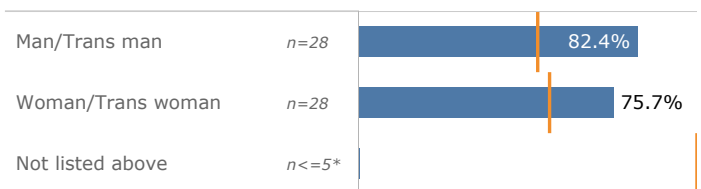
#### Response Rates by Race/Ethnicity



#### Response Rates by Track



#### Response Rates by Gender



#### Notes:

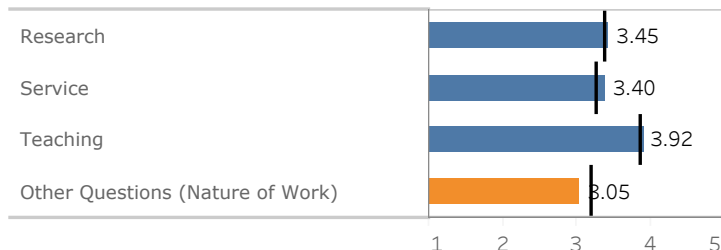
**\*Results with 5 or less respondents have been redacted to maintain privacy of faculty** in accordance with the IRB guidelines set forth by COACHE and Harvard University. COACHE established the categories for race/ethnicity. Others is a grouping that includes respondents who identified as American Indian or Native Alaskan, Middle Eastern, Southwest Asian, or North African, Multiracial, Native Hawaiian or Pacific Islander or Other.

# 2023 COACHE FACULTY SATISFACTION SURVEY

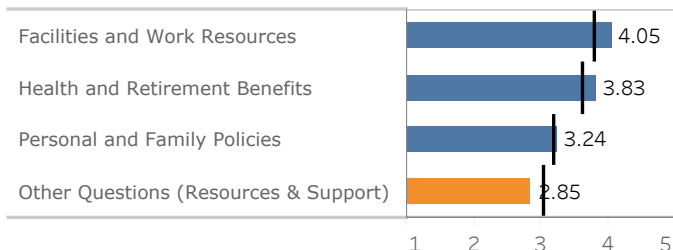
Oxford College



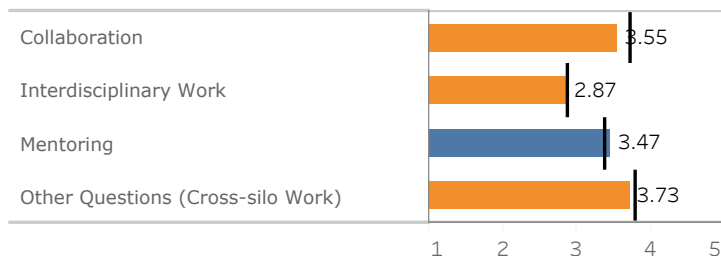
## Nature of Work: 79% response rate



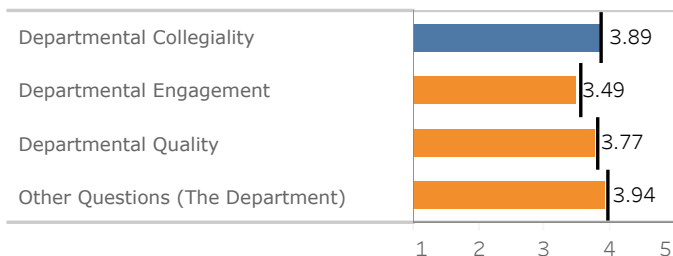
## Resources and Support: 76% response rate



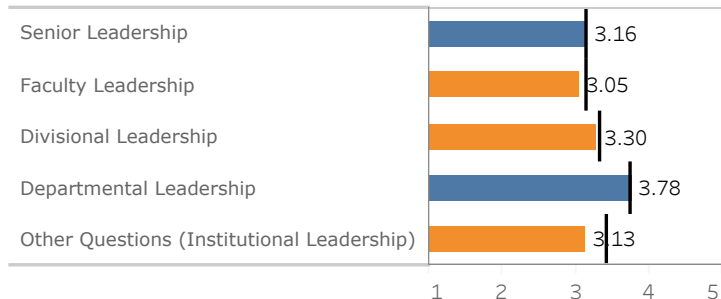
## Cross-Silo Work and Mentorship: 76% response rate



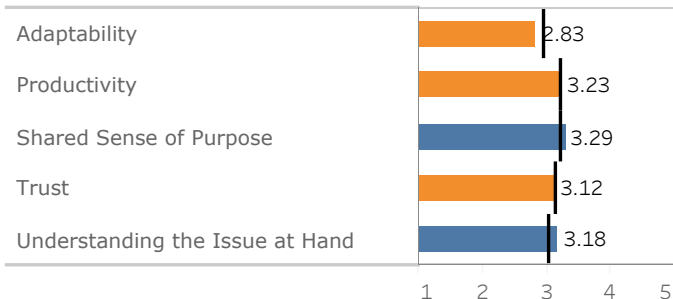
## The Department: 76% response rate



## Institutional Leadership: 76% response rate



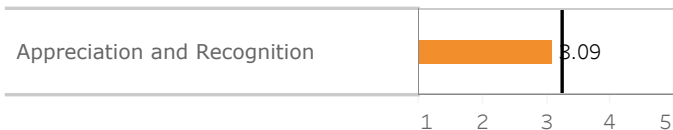
## Shared Governance: 75% response rate



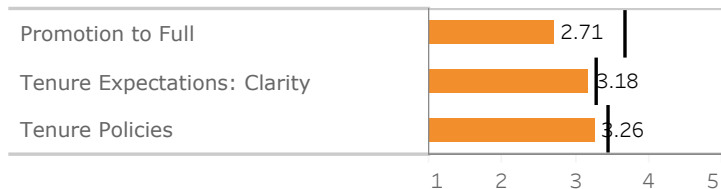
## Retention and Negotiation: 43% response rate



## Appreciation and Recognition: 76% response rate



## Tenure and Promotion: 57% response rate



Greater or Equal to University (Blue bar)      Less than University (Orange bar)

Note: The black reference line stands for the average point of University.

# 2023 COACHE FACULTY SATISFACTION SURVEY

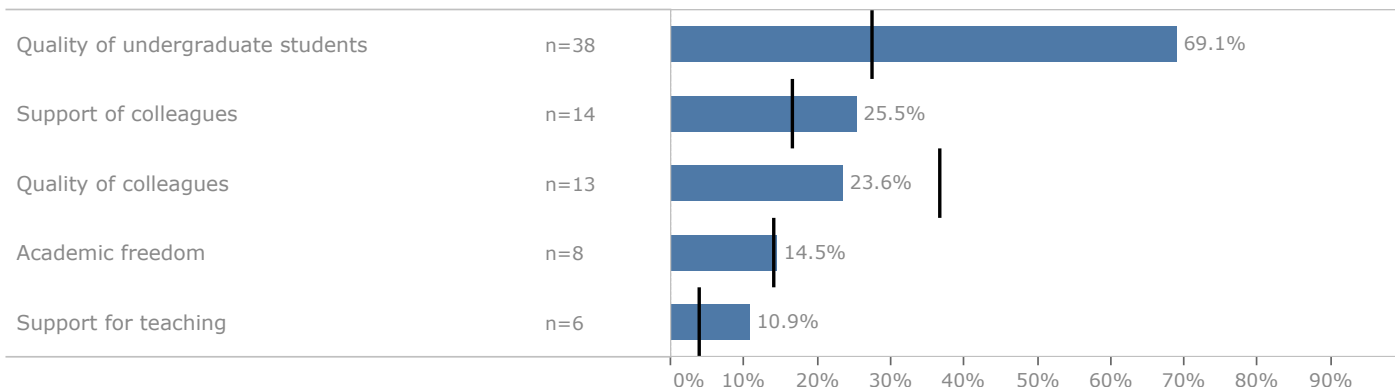
## Oxford College



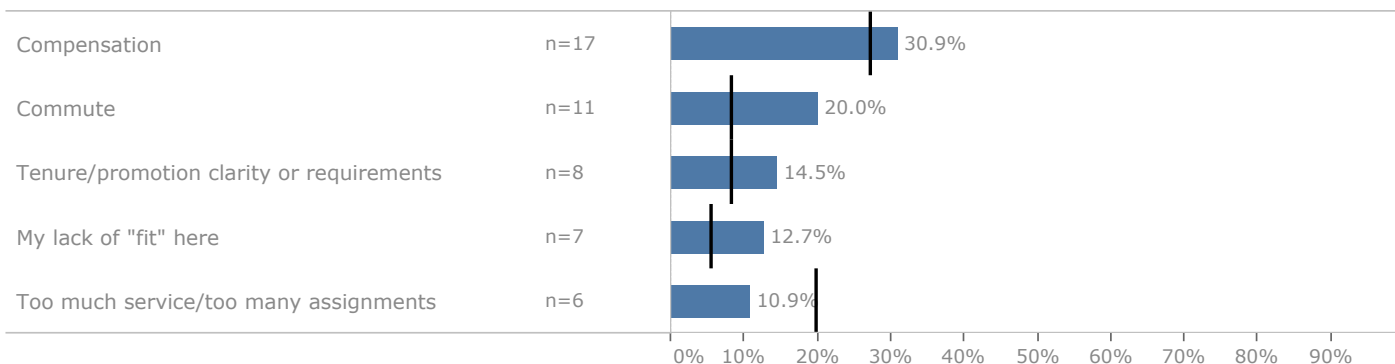
■ School  
| University

Faculty were asked to identify the **Two best & worst aspects of working at Emory**. The bars show the **Top 5 responses** for each category and the lines show the university overall response.

### TOP 5 BEST ASPECTS



### TOP 5 WORST ASPECTS



**Notes:**

**\*Results with 5 or less respondents have been redacted to maintain privacy of faculty** in accordance with the IRB guidelines set forth by COACHE and Harvard University. The **school %** are shown next to each bar. The black reference line stands for the average point of University. The **university %** in a black reference line do not include responses from School of Medicine faculty.